

# WOOD MEETS COLOUR



FREE COPY



04

**WITH OSMO YOU HAVE A SUSTAINABLE ADVANTAGE**  
Coating and wood



06

**A GOOD MORNING WITH OSMO!**  
TopOil: healthy living in the kitchen

This is  
what you will  
find in our  
latest issue



07

**OSMO MAKES IT EASY**  
Tools for easy and efficient working



08

**OUR HERO IN THE CAN**  
This is what our Polyx®-Oil can do



09

**LAST FOR GENERATIONS**  
Perfect coatings for your wooden flooring



14

**NEWLY REFURNISHED**  
New coating for "old treasures"



17

**A DREAM FOR CHILDREN**  
Food safe and healthy




18

**WOW EFFECTS FOR YOUR ROOMS**  
Design tips from Osmo



20

**INTERVIEW WITH RALF**  
Behind the scenes



22

**OSMO CONVINCES TOP JAPANESE ARCHITECTS**  
Sustainable building design

## Credits

**PUBLISHER**  
**Osmo Holz und Color GmbH & Co. KG**  
Affhüppen Esch 12/D-48231 Warendorf  
Telephone +49 (0)2581/922-100  
Fax +49 (0)2581/922-200  
info@osmo.de, www.osmo.com

**EDITOR**  
Martina Brüffer  
**PHOTOS**  
Osmo, Shutterstock,  
Harunori Noda (Gankosha)

© 2022 GB 2.0 Technical modifications and delivery rights reserved. Measurements, prices and illustrations are subject to change. Although we check our catalogue thoroughly, we cannot completely rule out the possibility of printing mistakes. The colour tones shown in the brochure are non-binding. In the interest of product development and improvement we reserve the right to technically modify products.



**Osmo stands for the long-lasting pleasure in the beauty of nature. What nature gives us should be treated with respect.**

We act in harmony with our environment - and with the awareness of our responsibility for future generations.

Bring wood into top form

# WITH OSMO YOU HAVE A SUSTAINABLE ADVANTAGE



HEALTHY LIVING  
FOOD SAFETY  
WOOD, COATINGS AND  
CARE – EVERYTHING  
FROM ONE SOURCE







Those who love wood also love Osmo. For decades this has been true: our high-quality products make working with wood easier, more colourful, more sustainable and more resource-friendly. After all, our experience and care in the handling of wood as well as its protection and care are hard to beat. You can feel this in every single Osmo product, from Polyx®-Oil to Flat Brush, from solid wood flooring to timber cladding. We offer you the all-round package for wood in shape and colour. With Osmo you get more out of it!

The whole  
world of wood &  
colour: Osmo  
offers all round  
more!

**SUSTAINABLE  
HIGH COVERAGE  
COST-SAVING  
LONG-LASTING  
COORDINATED  
PRODUCTS  
NATURAL RAW MATERIALS**

#### THE STRONG BRAND FOR ATTRACTIVE WOOD.

Regardless of whether first-class wood or high-performance coating systems, Osmo offers uncompromisingly the highest quality across the entire range. Our in-depth knowledge of the natural material wood, its properties and its demands enable us to produce perfectly coordinated products that are optimally developed for the design, protection and care of wood. In our products, we use natural raw materials, so that you can always have a good feeling with Osmo – in both indoor and outdoor areas.

#### SUSTAINABLY HEALTHY RESULTS.

We place particular value on the aspects of healthy living and sustainability. With our products, we want to help ensure that the enjoyment of real wood lasts as long as possible. Osmo coating systems, which are completely safe, can preserve the beauty of your wooden flooring and your favourite furniture for generations. And this requires little effort: the simple application and the high coverage of our products make them the first choice for everyone - from hobby do-it-yourselfers to professional craftsmen.



# A GOOD MORNING WITH OSMO!



Osmo TopOil is available in various colours and also for the treatment of children's toys. Suitable for cork and OSB boards.

Only the best:  
natural  
ingredients

The best way to start your day is with a delicious breakfast. It is simply a good peace of mind when the wooden surfaces of the kitchen worktop, dining table and breakfast boards have a food-safe treatment. With Osmo TopOil, we offer you the optimal coating that is completely safe for your health.

## BON APPETIT: HOMEMADE BREAKFAST BOARDS.

Looking to make breakfast with your family even more individual? At the DIY store, you can have Osmo edge-glued panels cut to size - 15 x 20 cm per breakfast board is ideal. Do you prefer unusual shapes? You can simply draw them onto the wood, saw them out with a jigsaw and sand all the edges down with sandpaper. Then treat the wood surface with Osmo TopOil so that the wood is well protected - and your new breakfast set is ready!

## OSMO TOPOIL: THE INGREDIENT FOR HEALTHIER LIVING IN THE KITCHEN.

The oil and wax coating Osmo TopOil is ideal for protecting furniture surfaces made of solid wood or edge-glued panels in indoor areas. Especially kitchen worktops and dining tables are optimally protected with this coating based on natural oils: After treatment, the wood surface is water-repellent, abrasion-resistant, food-safe, fast to saliva and perspiration as well as resistant to wine, beer, cola and much more: even if some family members spill a bit more on the table, no problem at all thanks to TopOil.



**Food safe**  
EURO Norm 1186 part 5/14  
Safe for humans, animals  
and plants – when dry



#### HELPFUL DIY SPOUT

Create a spout by sticking two strips of masking tape onto the edge of the can – and now you have better control when pouring and transferring coatings.



#### ROLLER SCRAPER

With Osmo Roller Scraper you can quickly scrape excess coating back into the can.

# OSMO MAKES IT EASY

## TO GET STARTED

Clever accessories for your projects



#### FRESH BOX AND BRUSH IN CLING FILM

If you take a longer break or the second coat is not due until the following day, simply store the Microfibre Roller in the Osmo Fresh Box and wrap the brush airtight in cling film.

#### EASY CLEAN

Clean your hands easily and quickly – even without soap and water: The moist hand cleansing wipes from Osmo effortlessly remove oil, wax and finishes from your fingers.



#### Pad holder and sandpaper

You can use Osmo Pad Holder not only for coating or maintaining wooden surfaces. Used with sandpaper, it makes it easier for you to sand smaller surfaces precisely or in corners.





# OUR HERO IN THE CAN

## The number 1: Osmo Polyx®-Oil


Get your floor in top form and opt for uncompromising quality - with Osmo Polyx®-Oil. Your wooden floor is something special. So, you should also treat it with something special.

- > Coating made from natural oils and waxes.
- > Perfectly suited to the high demands of solid wood
- > Completely harmless to health
- > Very easy to apply and extremely economical
- > Protects and maintains valuable wood optimally
- > Wide range of design possibilities in attractive colours



High  
coverage





Long-lasting  
& resource-  
friendly

# LAST FOR GENERATIONS

Sustainable renovations with Osmo



# SANDING INSTEAD OF A NEW INSTALLATION

How about giving your living room a completely new look? There is no need to tear out your wooden floor and lay a new one. Our Osmo Wood Wax Finish makes it easy for you to design your flooring. First sand down the old floor, treat the surface with Wood Wax Finish in the colour of your choice and finally protect the surface optimally with Polyx®-Oil Original. Done!

## REACH YOUR GOAL IN JUST A FEW STEPS WITH OSMO.

First decide on which new colour you want your floor to have. For example, match it to your furniture and fittings or just go with your gut feeling. Clear the room and sand the old coating off. You can rent a sanding machine from a specialist merchant or hire a craftsman to do this. Then vacuum the floor thoroughly before recoating it with Osmo Wood Wax Finish.



FLOORING  
OPTIMAL PROTECTION  
CLEANING/CARE  
RENOVATION

### Care and maintenance for your floors

Have a look at our catalogues  
on our website and get inspired:  
[www.osmo.com](http://www.osmo.com)




Wood Wax Finish  
3103 Light Oak  
transparent





### 1. First coat: corners and edges

First apply Wood Wax Finish thinly to the corners and edges with a roller. Then distribute the coating with a white pad.



### 2. First coat: surface area

Using a Microfibre Roller or a Floor Brush, apply Wood Wax Finish thinly and evenly in sections. Always work with the wood grain.



### 3. First coat: machine

Then evenly buff the surface in the sections, e.g. with the FloorXcenter and a white pad; that way not too much material is applied.



### 4. Second coat

After drying for 24 hours, apply the second coat with a Clear Polyx®-Oil. This protects the Wood Wax Finish surface and the wooden floor against abrasion.



### Osmo Wood Wax Finish

is available in many other colours. Have a look at our website:

[www.osmo.com](http://www.osmo.com)

Wood Wax Finish  
3111 White  
transparent



Wood Wax Finish  
3181 Pebble  
transparent




Wood Wax Finish  
3102 Lightly  
Steamed Beech  
transparent



Wood Wax Finish  
3119 Silk Grey  
transparent



Wood Wax Finish  
3118 Granite Grey  
transparent





## HIGH COVERAGE

Osmo coatings offer very high product coverage so that you can coat more with less material and save costs.

## LONG-LASTING

Our solid wood products are extremely long-lasting and an investment, from which many generations will benefit.

## QUALITY

Our versatile products are coordinated perfectly; wood and coatings harmonise best and provide great pleasure for a long time.

## NATURAL

Osmo offers microporous coatings based on natural raw materials – good for people and good for wood.

A suitable  
product for  
every  
application









A woman with brown hair tied in a bun is sanding a light blue wooden chair. She is wearing a grey long-sleeved shirt and a brown bracelet. The chair has a distressed finish with some of the paint chipped off, revealing the wood underneath. The background is a bright, out-of-focus indoor space.

# REDISCOVER WHAT YOU ALREADY HAVE WITH OSMO.

Coatings  
perfectly  
sued to  
wood

# NEWLY REFURNISHED

## A new lease of life for your favourite furniture

A new coat will make old “treasures” look modern again. Have a look round your house: which old piece of furniture is just waiting to be given a new lease of life with a fresh coat? Osmo Wood Wax Finish, you can make your ideas a reality immediately. Creative refurnishing projects like these cost little, are much more sustainable than buying new and are even a lot of fun.



With Osmo Wood Wax Finish, you can easily mix the colour of your choice by yourself. Our guide "Mix It Up" shows you how. Scan the QR code & discover the limitless variety of colour!







Colourful crates as decoration: with a bit of colour, they become modern and suit your interior design.

Our Wood Wax Finish can be really easily mixed to create new colours. Try out for yourself.



## GIVE OLD FURNITURE NEW CHARM: THIS IS HOW SUSTAINABILITY IS DONE.

Solid wood is an extremely durable material. Some furniture pieces made from it can be used for generations, which saves valuable resources and money. If old treasures, such as chairs, tables, chests of drawers, crates or cupboards and beds made of wood, should have a completely new look, a fresh coat is exactly the way to go. Osmo Wood Wax Finish is certainly the right finish.

## LIMITLESS COLOUR VARIETY AND SIMPLE APPLICATION: OSMO WOOD WAX FINISH.

Osmo Wood Wax Finish is ideal for giving your wooden furniture a new look. The high-coverage coating based on natural oils waxes is perfectly suited to use on interior wood and is highly recommended for furniture and children's toys. You can

mix the colour of your choice yourself. Osmo Wood Wax Finish is also very easy to work with and is harmless to health when dry.

## OUR TIPS:

- > Use our 25 colour shades to mix the colour of your choice.
- > Finish only part of the surface or leave drawers or the tops of shelves in a wood look. This creates an exciting contrast.
- > Apply your choice of colour in slightly different shades to different pieces of furniture to achieve an especially harmonious overall appearance.

# DESIGN SURFACES BY USING THE NATURAL WOOD GRAIN

## Two-tone technique

Combine two colours on one textured surface and give furniture a one-of-a-kind look. More information can be found online at [www.osmo.com](http://www.osmo.com) – our practical Rubber Scraper will help you achieve this effect.





**Our tip:**  
**Flat Brush**

Our Flat Brushes come in 5 different widths, perfect for every surface that should get a new coat.



## Safety for the wee ones

# A DREAM FOR CHILDREN

### OSMO BRINGS HEALTHY INTERIORS INTO PLAY.

Set the sails, cast off and full speed ahead: with a bit of wood, fabric and finish, the loft bed is transformed into a colourful seafaring yacht that will take you on fantastic adventures in the children's room. No matter whether day or night, Osmo Wood Wax Finish ensures safety aboard every dream cruise: this wood finish made from natural raw materials is food-safe and completely harmless to health when dry. Osmo wishes young and old a bon voyage!



**Our tip:**

**Building blocks made from decorative mouldings**

With Osmo decorative mouldings from your local dealer, you can make your own colourful wooden building blocks. Cut the mouldings into various sizes and finish them in bright colours with Osmo Wood Wax Finish.

# WOW EFFECTS FOR YOUR ROOMS

**The Osmo colour palette offers  
you everything you need.**

Have you had enough of harmonious interior design? Muted, earthy colours are on-trend every autumn. As a counterbalance, designers are currently combining them with clear, downright bold colours. This attractive tension between calming and activating suits our times well. Why not give this fascinating colour combination a try in your home? All you need is Osmo Wood Wax Finish.

## **ALWAYS A STEP AHEAD: COLOUR DESIGNS WITH OSMO.**

Red, yellow, green and blue as strong, bright primary colours? This has been available at Osmo for a long time in the form of Wood Wax Finish. Each of the four colours is perfect for the new trendy colour scheme. Where in your home would this bold colour effect suit best? How about in the bedroom with the solid wood flooring, or in the living room with the walls in light earthy tones? Take a close look; by adding bold accents, most rooms will look more modern and fresher.

## **COATING WHOLE FURNITURE PIECES**

Add the bold colour to muted  
earthy tones from our Wood Wax  
Finish range.







RED



YELLOW



GREEN



BLUE



Our bold Wood  
Wax Finish colours.  
Also optimal for  
mixing new colours.

## QUALITY IS A GIVEN – EVEN WHEN IT COMES TO TOOLS

With our Wood Wax Finish, we give you a professional design tool that meets the highest demands and is still easy to apply. In addition, Osmo provides you with all the tools you need for your projects - from brushes and rollers to complete and convenient tool sets. All you have to provide is a good design idea. Everything else you get from Osmo!

## ADDING ACCENTS PARTIAL COATINGS

Add accents in bright Wood Wax Finish colours and complement muted tones with accessories.



RED



Interview with wood specialist Ralf Budde, product advisor and video content producer at Osmo

“TRY IT OUT” –  
ON YOUTUBE, WE GIVE  
YOU SUPPORT



“Hello, it’s Ralf from Osmo.” Those who have watched videos on the YouTube channel from Osmo know this phrase all too well. In numerous videos, Ralf and Dirk demonstrate the simple application and optimal handling of the various Osmo coatings. Ralf wants to encourage viewers to use wood and finishes and to try it out for themselves.

Specialists among themselves: Ralf with fellow video producer Dirk Horstmann at a video shooting.







## HAVE A LOOK!



**We have application videos in different languages for all of our coating systems. In these, there is a lot of information on a simple and successful application. On our YouTube channel, you will always find new input – soon there will be videos about the tip and tricks about the use of wood and finishes.**

Have questions and suggestions for Ralf?

Sent him a message at [info@osmo.de](mailto:info@osmo.de)

### **YOUR VIDEOS ARE VERY POPULAR WITH OSMO USERS BECAUSE YOU SHOW EVERYTHING IN SUCH A STRAIGHTFORWARD MANNER. WHAT DO YOU PERSONALLY LIKE THE BEST ABOUT YOUR JOB AT OSMO?**

It is always a lot of fun to work at a company that is so down-to-earth and managed the same way. For me, it is also very important that I can stand behind our products. Especially, when I promote them publicly like in our videos.

### **AS A QUALIFIED MASTER JOINER, YOU BRING A LOT OF SOLID EXPERIENCE TO THE JOB. WHAT DO YOU LIKE THE MOST ABOUT WORKING WITH WOOD?**

I am fascinated by the naturalness of this one-of-a-kind work material and its versatility in use: it is unbelievable how many different things you can make and do with wood. Wood is alive and you feel that when you work with it, for example when you give a workpiece a beautiful finish. For me, that is always very motivating.

### **IN THE VIDEOS, YOU RECOMMEND AND USE THE WHOLE SPECTRUM OF COATINGS OFFERED BY OSMO. WHAT DO YOU ESPECIALLY LIKE ABOUT THE PRODUCTS?**

In the first place, their naturalness. Before I started working for Osmo, I worked as a joiner restoring antique furniture and I have also worked for a carpenter. In other words, I have experienced all aspects of woodworking. At Osmo, I learned that you can also produce really great surfaces with completely natural ingredients.

### **HOW IMPORTANT IS THE RIGHT TOOL IN WOODWORKING?**

Very important! To produce a proper surface, you also have to use proper tools. There are not good brushes available at discounter prices. With cheap tools, it is difficult to achieve proper results.

### **ARE THERE ANY OTHER TIPS YOU WOULD LIKE TO GIVE OUR READERS?**

Yes! Just give it a go and try working with wood for yourself! It is a lot of fun and is usually not all that hard. Especially when you use the right material and watch our videos before you get started! (laugh)

#madewithosmo  
osmo@work



**“Try it out for yourself. It is often easier than you thought.”  
That is Ralf’s message.**



# OSMO CONVINCES TOP JAPANESE ARCHITECTS

## Sustainable building design for a healthy learning environment

Located directly on the banks of the small Mama River, which flows through the eastern part of the metropolitan area of Tokyo, is Showa Gakuin West Wing Primary School. In 2021, a new school building with a special wooden construction was inaugurated here, designed by Nikken Sekkei, one of the world's leading architecture and design firms. Sustainability played an important role in the construction. Therefore, only one brand came into question for the architects when selecting the right coatings: Osmo.





## ARCHITECTURE THAT PROVIDES AMPLE SPACE FOR LIVING AND LEARNING.

The new school building is called Showa Gakuin West Wing and as soon as you enter, it impresses with large light-flooded central spaces on both floors. These are connected by a large staircase, which also serves as a lounge and offers plenty of space, e.g. for work groups to meet or even for school concerts. On each floor, several large classrooms lead off from the spacious "activity space" in the middle. The technical equipment with interactive whiteboards and large projectors is state-of-the-art – and embedded in a pleasant, sustainably designed environment that motivates learning.

## INTEGRATED IN THE CONSTRUCTION PHASE: SUSTAINABILITY AND OSMO COATINGS.

Nikken Seikkei's "Nikken Wood Lab", which specialises in such projects, relied on a special building method using cross-laminated timber (CLT) when planning the building. Inside the school building, this modern material was clad with local wood species such as Cedar and Cypress. The wood species used not only create a warm and friendly atmosphere, they also emit a pleasant scent in all rooms. After all, all pupils should feel comfortable here. In the building process, which should impact the environment as little as possible, the UN's Sustainable Development Goals (SDGs) played a decisive role. For this reason, Osmo came into the game at a crucial point of the planning.



## HIGH-QUALITY PRODUCTS FOR A SAFE AND HEALTHY SCHOOL DAY.

To promote a healthy indoor climate throughout the building, the natural moisture exchange of the wood should be maintained and facilitated. Plus, the wooden surfaces needed to be well protected and their light wood textures shown to their best advantage. For these tasks, the experts at Nikken Sekkei selected various Osmo coating systems to treat both interior and exterior wood. The solid Oak flooring was also produced by Osmo and optimally protected with Osmo coatings in order to withstand the stresses and strains of everyday school life.

The collaboration with the high-class Japanese design firm is a real honour for Osmo. And a confirmation of the high quality of our products carefully manufactured from natural raw materials - which are now helping to ensure that pupils in Tokyo can enjoy a sustainably pleasant, safe as well as healthy time at school.



Photo: Harunori Noda (Gankosha)

**Inside and out, all the wood in the building has been treated with Osmo products, protecting it for generations to come.**







Osmo Holz und Color GmbH & Co. KG  
Affhüppen Esch 12 / D-48231 Warendorf  
Telephone +49 (0)2581 / 922-100  
Fax +49 (0)2581 / 922-200  
[info@osmo.de](mailto:info@osmo.de), [www.osmo.com](http://www.osmo.com)

Jular



[www.jular.pt](http://www.jular.pt)

Porto • Azambuja • Lisboa • Albufeira

osmo<sup>®</sup> 